

# EASY-GRIP™ HANDGUARD REMOVAL TOOL

## EASILY CHANGE THE HANDGUARD ON YOUR AR15.

The name says it all. Ergonomic grips make one handed changing of handguards on AR15s and M16s a breeze. Simply hook to the empty magwell, place the contoured rods around the Delta Ring, squeeze the handles and pull down to compress the Delta Ring. Remove the handguard with your free hand. It's that simple.



### ERGONOMIC AR15 DELTA RING RETRACTOR

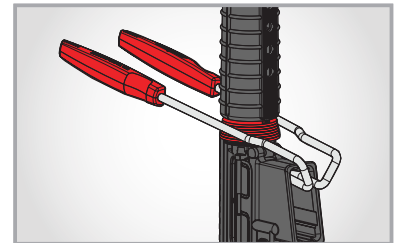
IT'S LIKE HAVING  
A THIRD HAND



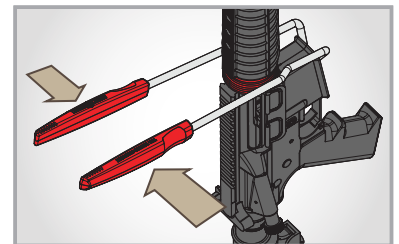
# AR15

MASTER GRADE BUILD TOOL

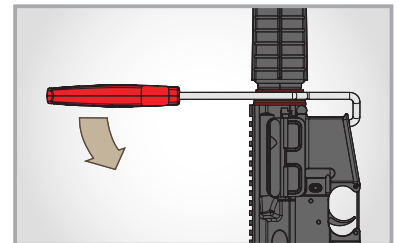
### REMOVE HANDGUARDS 4 EASY STEPS



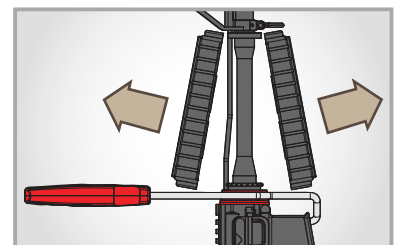
**Step 1:** Slide coated rods onto Delta Ring and engage mag-hook in the empty magwell.



**Step 2:** Squeeze handles together to grip Delta Ring.



**Step 3:** While squeezing the handles, pull down to compress and disengage Delta Ring.



**Step 4:** Remove handguards, then return Delta Ring to original position.

**WARNING:** This product can expose you to chemicals including Styrene, which is known to the state of California to cause cancer and birth defects or reproductive harm. For more information, go to [www.P65Warnings.ca.gov](http://www.P65Warnings.ca.gov).



5480 NATHAN LANE NORTH, SUITE 120  
MINNEAPOLIS, MN 55442 800.286.0567

[RealAvid.com](http://RealAvid.com)

© 2020 REVO BRAND GROUP, LLC.

